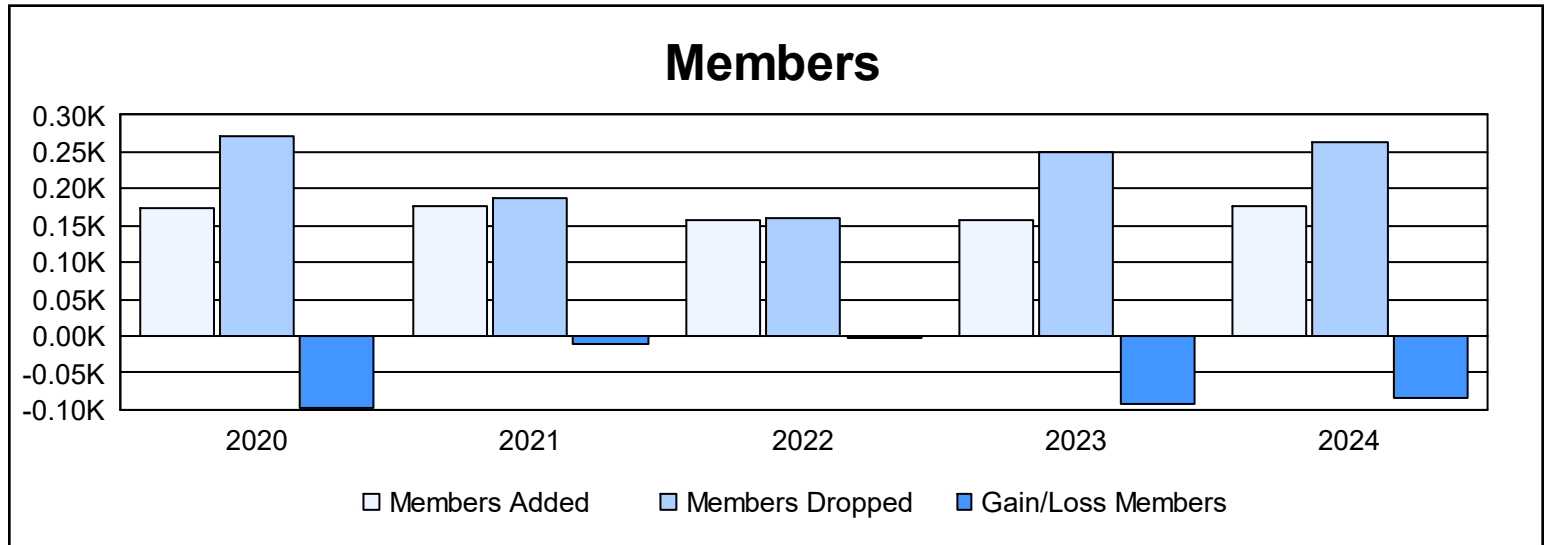
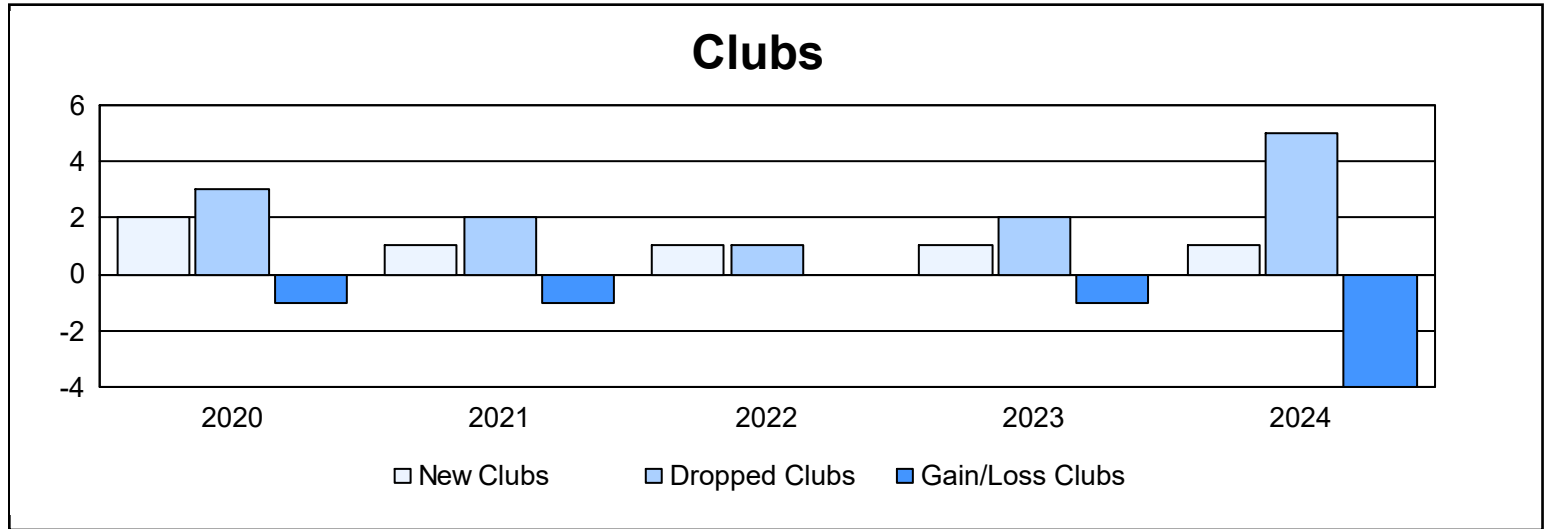
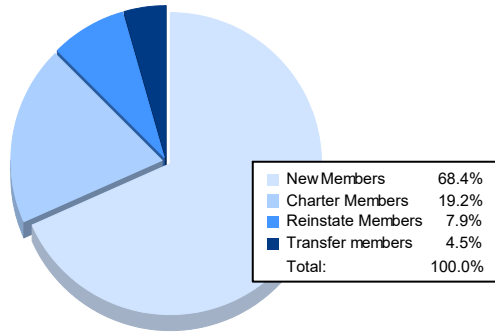


Year	New Clubs	Dropped Clubs	Gain/ Loss Clubs	New Members	Charter Members	Reinstate Members	Transfer Members	Total Member Added	Total Members Dropped	Gain/ Loss Members
2019-2020	2	3	-1	107	48	17	2	174	271	-97
2020-2021	1	2	-1	138	26	7	5	176	186	-10
2021-2022	1	1	0	123	21	13	1	158	161	-3
2022-2023	1	2	-1	114	31	8	4	157	249	-92
2023-2024	1	5	-4	121	34	14	8	177	262	-85
<b>Average</b>	<b>1</b>	<b>3</b>	<b>-1</b>	<b>121</b>	<b>32</b>	<b>12</b>	<b>4</b>	<b>168</b>	<b>226</b>	<b>-57</b>



### Membership Composition June 2024 Cumulative



### Gender Composition June 2024 Cumulative

